



**SIR PADAMPAT SINGHANIA  
EDUCATION CENTRE  
KAMLA NAGAR, KANPUR**

# Summer Vacation

**"Mindful Moments, Joyful Learning"**

**Holiday Homework**

**CLASS - BLOOM**

Summer time is here, hooray!  
Time to laugh and jump and play.  
Ice cream, mango, sunny sky,  
Watch the pretty kites fly high.  
No more school, just fun all day,  
Games and stories on the way.  
Travel, smile, and have some fun,  
Summer days are full of sun!



### **Dear Parent**

Summer vacation is a wonderful time for children to relax, explore, and learn beyond the classroom. While it is a break from the school routine, it is also a great opportunity to build good habits and life skills in a fun way.

Let us make this summer meaningful by spending quality time with our children and encouraging them to learn through everyday experiences. Small activities at home can help them grow more confident and independent.

### **Happy Holidays! Enjoy this special time with your little one.**

Helping your child become independent encourage your child to practise these simple daily activities:

- \* Packing and unpacking their school bag
- \* Watering plants regularly
- \* Keeping their room or study area tidy
- \* Helping in simple kitchen tasks (like washing fruits or arranging plates)
- \* Organising their books and toys
- \* Practising opening and closing lunch boxes and bottles
- \* Identifying and matching colours, shapes, or objects at home

### **Fun Learning Activities**

- \* *Story Time*: Read short stories and ask your child to retell them in their own words.
- \* *Creative Corner*: Drawing, colouring, or simple craft using waste materials.
- \* *Word Fun*: Learn 2-3 new words daily and use them in sentences.
- \* *Nature Walk*: Observe birds, plants, and surroundings and talk about them.
- \* *Memory Game*: Recall things done during the day or items seen.

### **Good Manners and Habits**

Good habits stay with children for life. Encourage them to use the four magic words daily:

Please, Sorry, Thank You, And Excuse Me

Practising these regularly will help children become polite and respectful.

Let us work together to make this summer joyful, productive, and full of learning!

We have planned a few joyful and engaging activities for our children to enjoy and learn during the holidays.

**1. No Screen Day**

Encourage your child to avoid using screens once a week. Make it a regular practise and maintain a log for it.

**2. Declutter and Donate**

Encourage the child to clean and organise their cupboard with your help. Donate the items that are no longer in use.

**3. Act of Kindness**

Encourage your child to do one helpful act everyday. Draw any two acts of kindness on an art sheet and submit it along with the Holiday Homework.

**FUN ACTIVITIES**

1. Find 5 objects of each colour at home and name their colours aloud.
2. Arrange your toys from small to big.
3. Learn and say your home address and parents' phone numbers.
4. Draw your favourite fruit and colour it neatly.
5. Help in setting your bed by arranging pillow and bedsheet properly.
6. Practise rote counting from 101 - 200.
7. Name 5 wild and domestic animals and imitate their sounds.
8. Practise writing your name neatly every day.
9. Sort your crayons/colour pencils according to colour.
10. Drink water on your own and keep your bottle back in its place.
11. Observe the sky during the day and at night and share what you see.
12. Learn the names of 3 vegetables and 3 fruits daily.
13. Practise simple yoga poses, stretching and deep breathing exercises.

Choose the correct word from the box to name the picture :

book	moon	tooth	foot
pool	cook	tool	hook
food	wood	wool	zoo



\_\_\_\_\_



\_\_\_\_\_

\_\_\_\_\_



\_\_\_\_\_



\_\_\_\_\_



\_\_\_\_\_


\_\_\_\_\_



\_\_\_\_\_



\_\_\_\_\_



\_\_\_\_\_



\_\_\_\_\_

\_\_\_\_\_



## Hindi Worksheet

### वर्ग-पहेली



घ

र



र



फ

श

त



ल



त



अ

ग

ह



# Two Digit Addition

$$\begin{array}{r} 40 \\ + 35 \\ \hline \\ \hline \end{array}$$

$$\begin{array}{r} 22 \\ + 12 \\ \hline \\ \hline \end{array}$$

$$\begin{array}{r} 36 \\ + 12 \\ \hline \\ \hline \end{array}$$

$$\begin{array}{r} 65 \\ + 32 \\ \hline \\ \hline \end{array}$$

$$\begin{array}{r} 27 \\ + 41 \\ \hline \\ \hline \end{array}$$

$$\begin{array}{r} 20 \\ + 47 \\ \hline \\ \hline \end{array}$$

$$\begin{array}{r} 36 \\ + 32 \\ \hline \\ \hline \end{array}$$

$$\begin{array}{r} 38 \\ + 61 \\ \hline \\ \hline \end{array}$$

$$\begin{array}{r} 28 \\ + 20 \\ \hline \\ \hline \end{array}$$

$$\begin{array}{r} 37 \\ + 31 \\ \hline \\ \hline \end{array}$$

$$\begin{array}{r} 28 \\ + 21 \\ \hline \\ \hline \end{array}$$

$$\begin{array}{r} 61 \\ + 31 \\ \hline \\ \hline \end{array}$$

Read aloud the 'ee' sound words:

# Phonics List

**ee**

bee



tree

fee

green

see

freeze

feet



sheet

heel

street

feel



knee

been

greed

meet

week

seed




teen

## EVS

I am special, I am me,  
Happy and unique as I can be !

Colour the picture and write few sentences on yourself :



---

---

---

---

---

---

---

---


---

---

Note : Practice the sheet in the rough note-book.

# EVS

Colour the picture and label the body parts :



Note : Practice the sheet in the rough note-book.