

Name: \_\_\_\_\_

Sec: \_\_\_\_\_



Month of May brought long hot days,  
And now we have our summer holidays  
Summer holidays means no to school,  
Waking up late with no set rule.  
Little homework, easy to be done,  
Lesser studies and lots of fun.  
Playing and talking and watching cartoon,  
Fun continues till the end of June.  
Beautiful time comes once in a year,  
Summer holidays are best days ever.

**Happy Holidays!!**

# English

## OUR FOUR LEGGED FRIENDS

This map of zoo shows you where you can see the animals. On the signboards, write the names of the animals. Use the words given in the cloud box to help you.

1. [ ]

2. [ ]

3. [ ]

4. [ ]

5. [ ]

6. [ ]

7. [ ]

8. [ ]

9. [ ]

10. [ ]

zoo

fork

house

lamp

bus

bench

cloud box: polar bear, monkey, lion, hippo, orang utan, ostrich, penguin, goat, crocodile, sea lion

Did You Know? Names of animals are nouns.

# One and many

Circle the correct option for each other-



Bus

Buses




Door

Doors



Hen

Hens



Duck

Ducks



Dustbin

Dustbins



Hat

Hats



Girl

Girls



Tree

Trees

## Hindi



1. आप दुकानों से क्या - क्या चीजें खरीद सकते हैं ? किन्ही दस चीजों की सूची बनाइए ।

1. \_\_\_\_\_

2. \_\_\_\_\_

3. \_\_\_\_\_

4. \_\_\_\_\_

5. \_\_\_\_\_

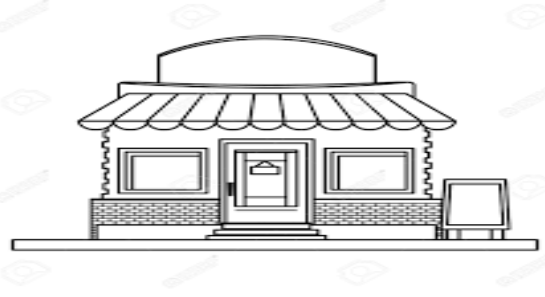
6. \_\_\_\_\_

7. \_\_\_\_\_

8. \_\_\_\_\_

9. \_\_\_\_\_

10. \_\_\_\_\_



2. राष्ट्रीय पक्षी मोर का चित्र बनाइए तथा उसमे रंग भरिए ।

## Mathematics

Present the following information beautifully on an art sheet, paste your recent photograph and complete the information about yourself.

- 1). Number of letters in my name \_\_\_\_\_
- 2). My age \_\_\_\_\_
- 3). My class \_\_\_\_\_
- 4). My weight \_\_\_\_\_
- 5). Number of members in my family \_\_\_\_\_
- 6). Number of teeth I have \_\_\_\_\_
- 7). My shoe size \_\_\_\_\_
- 8). My father's contact no. \_\_\_\_\_
- 9). My mother's contact no. \_\_\_\_\_



### Hey friends, Lets do it-

1. Do pg no. 1 to 5,51 and 52 in the Maths Workbook.
2. Do pg no. 68 and 69 in the Maths Sight book.

# E.V.S

## How to plant seed

Using the words in the box, fill in the blanks below-

bucket , soil , water , garden , hand , water , seed , sun , plant

Place some \_\_\_\_\_



into a \_\_\_\_\_



Make a \_\_\_\_\_



with your \_\_\_\_\_



Drop some \_\_\_\_\_



into the \_\_\_\_\_



Cover the \_\_\_\_\_



with \_\_\_\_\_



Pour \_\_\_\_\_



into the \_\_\_\_\_



Give your \_\_\_\_\_



lot of \_\_\_\_\_



Wait for your new \_\_\_\_\_



to grow!

# ANIMALS

Write the animals name for each letter-

A \_\_\_\_\_

G \_\_\_\_\_

R \_\_\_\_\_

B \_\_\_\_\_

H \_\_\_\_\_

S \_\_\_\_\_

C \_\_\_\_\_

K \_\_\_\_\_

T \_\_\_\_\_

D \_\_\_\_\_

L \_\_\_\_\_

W \_\_\_\_\_

E \_\_\_\_\_

M \_\_\_\_\_

Z \_\_\_\_\_

F \_\_\_\_\_

P \_\_\_\_\_








Name: \_\_\_\_\_

## Plant Needs

Help Jack decide what a plant needs.  
Cut and paste the items which a plant  
needs to grow around the happy plant.



Cut and paste the items a  
plant doesn't need beside the  
unhappy plant.



toy




sun



Ice-cream



water



soil



air





**Computer** Stick pictures of 5 places where computer are used in your note book.

- ❖ Stick pictures of any two computerized bills or tickets in the notebook to show the use of computer.

**Hello friends..!!**



.....**Typing is so much fun!!**

